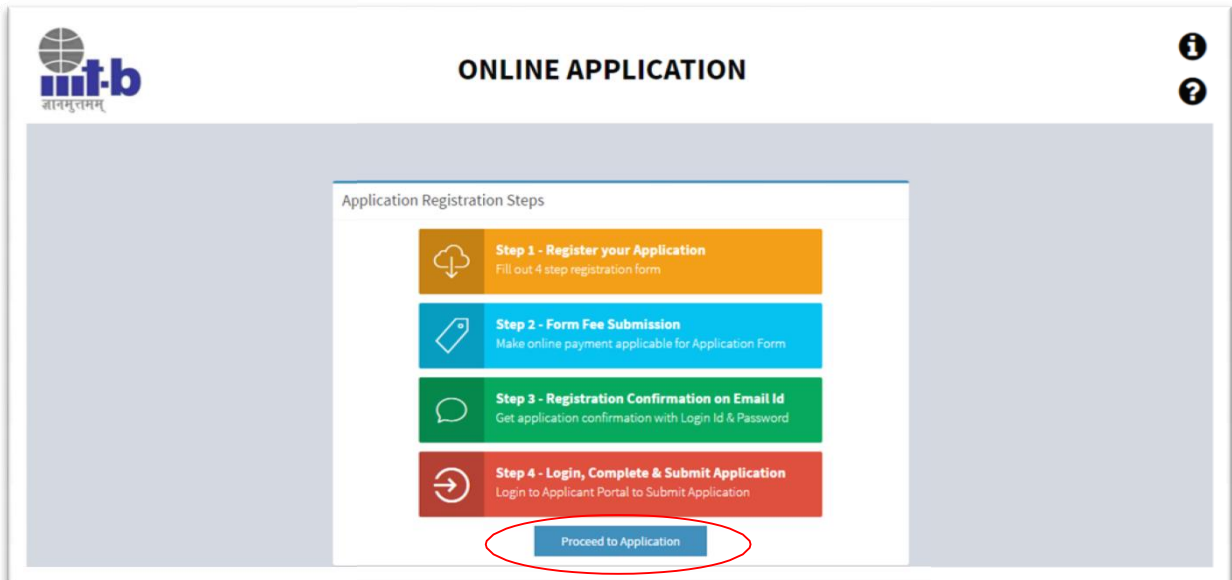


# Applicant Portal Steps: IIIT- B

## Step 1:

- 1.1 Go to URL- <http://iiitb.in/applynow> that opens the below screen
- 1.2 Proceed to Application



## Step 2:

- 2.1 Applicant Details: Clicking on 'proceed to application' will open a registration form that requires applicant's basic details, below is the attached screen for the reference.

The screenshot shows the 'APPLICANT DETAILS' registration form. The form includes the following fields: Salutation (dropdown), First Name (text), Last Name (text), Father's Name (text), Mother's Name (text), Parent Mobile No (text), Parent Email ID (text), Date of Birth (DD, MMM, YYYY dropdowns), Gender (radio buttons for Male and Female), Blood Group (dropdown), Aadhaar Card No (text), and Upload Profile Pic (Choose File button, No file chosen). The browser address bar shows the URL [iiitb.in/applynow/#/step1](http://iiitb.in/applynow/#/step1).

Note: **Those who do not have a Aadhar number OR do not wish to supply Aadhar no please enter 9999 9999 9999 under the Aadhar number field.**

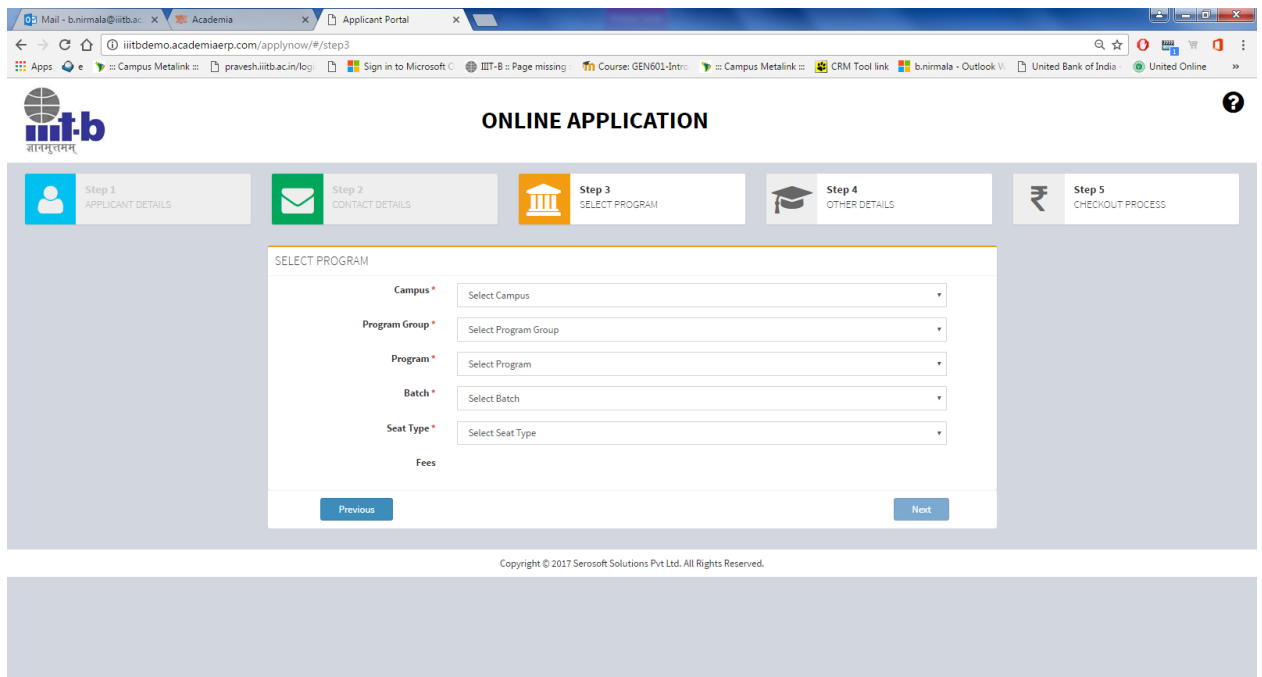
2.2 Contact Details: Fill the details in the above form and Click on 'Next' button that will redirect applicant to another screen that will capture his/her Contact details.

The screenshot displays a web browser window with the URL [iiitbdemo.academiaerp.com/applynow/#/step2](http://iiitbdemo.academiaerp.com/applynow/#/step2). The page title is "ONLINE APPLICATION" and features the IIIT-B logo. A progress bar at the top shows five steps: Step 1 (Applicant Details), Step 2 (Contact Details), Step 3 (Select Program), Step 4 (Other Details), and Step 5 (Checkout Process). The "CONTACT DETAILS" form is active, containing the following fields:

- Email ID \***: Text input field for Email ID.
- Mobile Number \***: Text input field for Mobile Number.
- Address \***: Text area for "Enter Address...".
- Country \***: Dropdown menu for "Select Country".
- Country Region \***: Dropdown menu for "Select Country Region".
- City \***: Dropdown menu for "Select City".

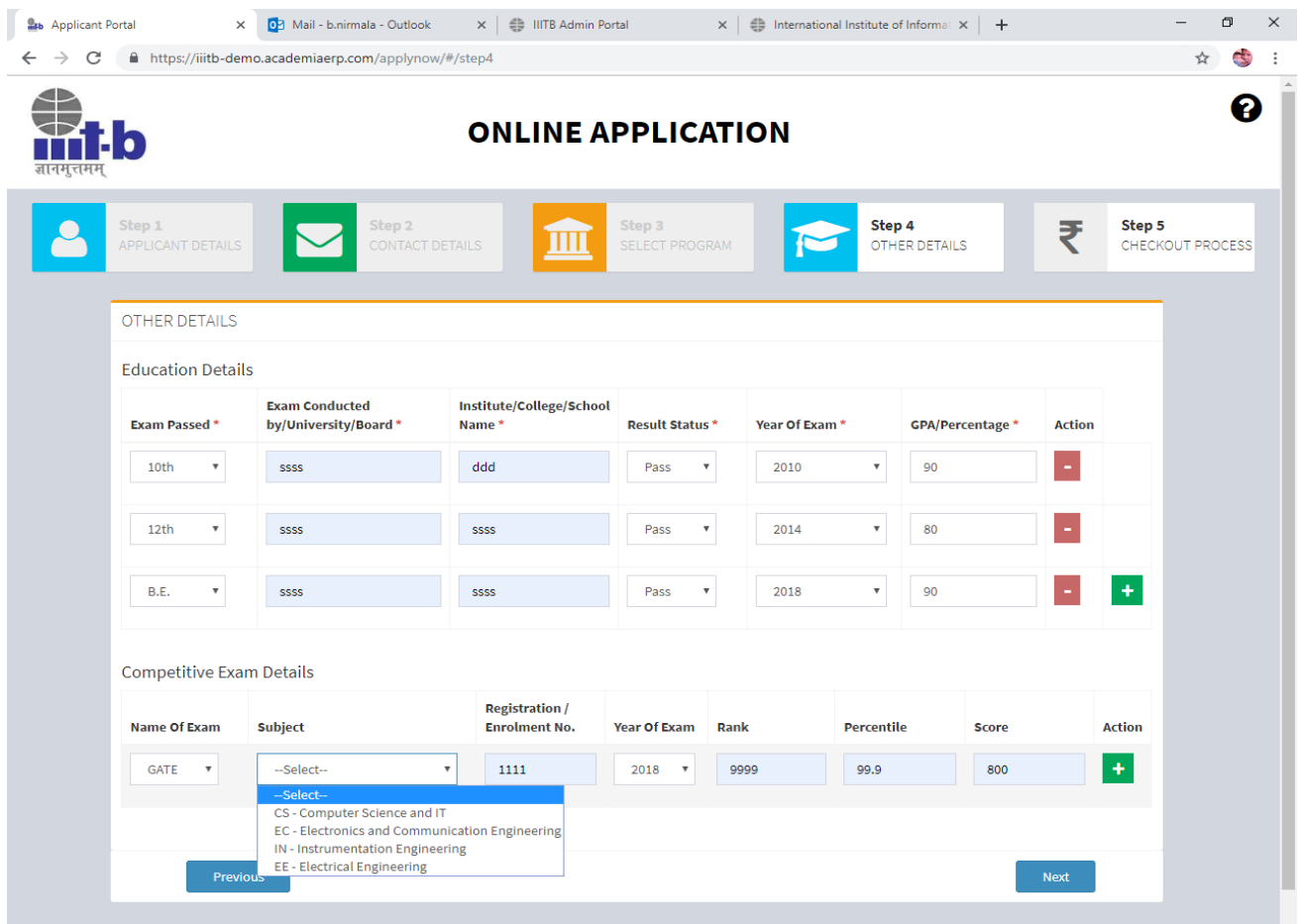
Navigation buttons for "Previous" and "Next" are located at the bottom of the form. A copyright notice at the bottom of the page reads: "Copyright © 2017 Serosoft Solutions Pvt Ltd. All Rights Reserved."

2.3 Program Details: Fill the details in the above form and Click on 'Next' button that will redirect applicant to another screen that will capture his/her program/Degree details.



Select Program Group as Master of Technology and Program as M.Tech CSE / M.Tech ECE

#### 2.4 Other Details:



2.4 (a) Please fill the Education details for 10<sup>th</sup> ,12<sup>th</sup> and B.E / B.Tech by using + Symbol and fill the Competitive details [GATE] [Subject, Registration No, Year of Exam, Rank, Percentile and Score details] and Click on Next button

2.5 Checkout Process:

Fill the details in the above form and Click on 'Next' button that will redirect applicant to another screen that will redirect to checkout process.

2.6 Below is the screenshot for the same.

**CHECKOUT PROCESS**

**Personal Information**  
 Name: Mr. Nirmla B      Date of Birth: 10-11-2000  
 Gender: MALE      Father's Name: Babu  
 Mother's Name: Nirmla

**Contact Information**  
 Email: nirmla.lakshmi@iiitb.ac.in      Mobile No: 9036010250  
 Address: IIIT-Bangalore 26/C, Electronics City, Hosur Road, ELECTRONIC CITY, Karnataka INDIA

**Program Information**  
 Campus: IIIT Bangalore      Program: Integrated M.Tech  
 Program Group: Post Graduate      Seat Type: General  
 Batch: 2017-22 M.Tech  
 Amount: 1000

**Education Information**

Exam Passed	Exam Conducted by/University/Board	Institute/College/School Name	Result Status	Year Of Exam	GPA/Percentage
10th	christ	aa	Pass	2004	80
12th	christ	aa	Pass	2008	80

**Competitive Exam Information**

Name Of Exam	Registration/Enrolment No.	Year Of Exam	Score
JEE	133	2016	300

Buttons: Previous, Pay Now

2.7 Click on 'Pay Now' button that will redirect to Fee plaza Payment Gateway.

**Paying to:**  
International Institute of Information Technology Bangalore

**Reason:**  
Applicant Process

How will you be paying?  
Netbanking

Which Bank?  
DCB BANK Personal

Amount for "Applicant Process"	INR 1000.0
Convenience fee	INR 120.0
<b>Total</b>	<b>INR 1120.0</b>

By clicking submit you are agreeing to the [terms and conditions](#)

Buttons: Confirm, Cancel

Powered by Fee Plaza

2.7(a) Select the card option VISA/MasterCard etc.

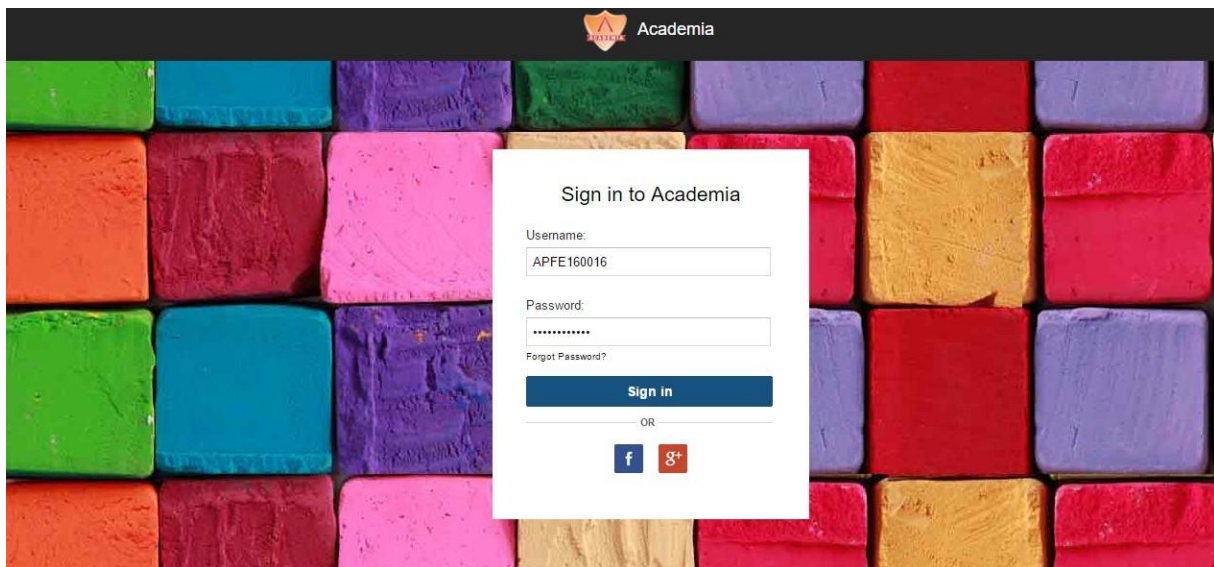
2.7(b) Enter the card details like- Card no., Card holder name, expiry date, CVV no. and click on 'pay now' button

2.7(c) Once the payment gets successful, system will generate Application ID, Below is the attached screenshot for the same.

2.7(d) Applicant will receive an email on registered email address with login credentials, below is the screenshot for the reference.

### Step 3:

3.1 Now, Applicant will login from Academia with his/her credentials using following url (<http://iiitb.in>).



3.2 Once the applicant gets login into the system, he/she will see below screen, where applicant can check the details like- Education details, competitive exam details and Parents / Guardians details etc displayed on the right hand side of the screen.